PIEMME TECNOSTUDIO

di ing. RENZO DALLA CIA
via Roma n. 91/A - PONZANO V.to (TV) -Tel. 0422-967288 Fax 0422-962134 e-mail info@piemmetecnostudio.it

Committente: Comune di Povegliano (TV)	data: 10/2015
Progetto: Lavori di realizzazione del magazzino comunale PROGETTO ESECUTIVO - Secondo stralcio	scala: 1:20/1:200
Elaborato: Sezione, dettagli fondazioni, armatura plinti	tav. N° 2-STR

Max2015/Magazzino Povegliano/

Il Progettista	AGG.	DATA	DESCRIZIONE

N.B. PER LE QUOTE VERIFICARE IL DISEGNO ARCHITETTONICO
IN CASO DI INCONGRUENZE CONTATTARE PROGETTISTA O DIRETTORE LAVORI

PARTICOLARE
SOVRAPPOSIZIONI ORIZZONTALI

SOVRAPPOSIZIONI DI RETI ELETROSALDATE
minimo due maglie

MANDRINO
PIEGATURE ARMATURE

PARTICOLARE
CHIUSURA DELLE GABBIE

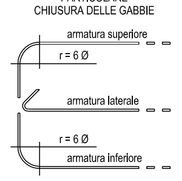

PARTICOLARE
SOVRAPPOSIZIONI VERTICALI

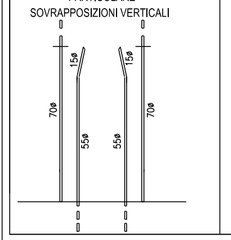

GANCI 6Ø8 AL mq
SU TUTTI I MURI

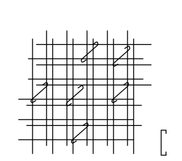

N.B.: MISURA DELLE BARRE RIFERITA
AL FILO ESTERNO

PARTICOLARE CHIUSURA STAFFE

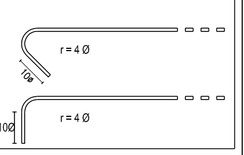

ACCIAIO PER CEMENTO ARMATO

ACCIAIO B450/C

ACCIAIO PER CARPENTERIA METALLICA

Carpenteria metallica: S275 con verniciatura protettiva 3 mani
Bulloni classe 8.8-Dadi 8G-Rosette C50 (due per bullone)
Tasselli chimici: acciaio Inox A4-70
Carpenteria metallica per bocche di lupo: S275 zincata

LEGNO LAMELLARE

CATEGORIA GL24H

MURATURA

Resistenza caratteristica a compressione fk > 2N/mmq

NOTE

- VERIFICARE MISURE E QUOTE CON IL PROGETTO ARCHITETTONICO (in caso di incongruenza contattare progettista o d.l.)
- VERIFICARE LE MISURE SUL POSTO PRIMA DI EFFETTUARE L'ORDINATIVO DEI MATERIALI
- NELLE RIPRESE DI GETTO USARE SEMPRE PRIMER EPOSSIDICO FRESCO SU FRESCO
- VERIFICARE PIANO DI POSA FONDAZIONI
- N.B. PER STRUTTURE INDICATE CON REI 120: COPRIFERRO > 4.0 cm

VERIFICHE ESEGUITE AGLI STATI LIMITE secondo DM2008-B

CALCESTRUZZO
CLASSE ESP. 4a UNI 9858
TIPO DI CEMENTO: PORTLAND

Calcestruzzo per	Magrone	Fondazioni	Cappa	Strutture in elevazione
Classe calcestruzzo	C12/15	C25/30	C25/30	C25/30
Classe esposizione ambientale (UNI ENV 206)	*	XC2	XC1	XC1
Cemento tipo	32.5	32.5	32.5	32.5
Rapporto max acqua/cemento	*	0.60	0.55	0.50
Contenuto min. cemento (kg/mc)	100	280	280	300
Ø max inerti (mm)	*	35	15	20
Classe di consistenza	*	S4	S4	S4
Copriferro netto min. (mm)	*	35	20	30
Profondita' permeazione acqua secondo ISO7031	< 20 mm			

N.B. per strutture in elevazione in c.a. "a vista" classe di esposizione XF4 con R'c≥400

PRESCRIZIONE COPRIFERRI

MINIMO	STRUTTURE ESPOSTE ALL'ESTERNO	STRUTTURE A CONTATTO CON IL TERRENO	REI120
20 mm	25 mm	30 mm	>30 mm

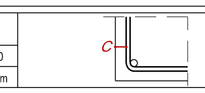

PILASTRO

MURATURA IN LATERIZIO

MURATURA IN C.A.



SEZIONE TRASVERSALE
Scala 1:50

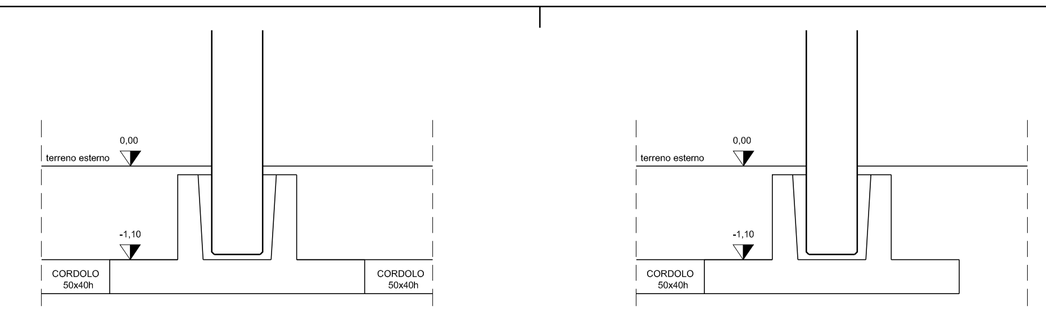

PLINTO P 2-3-4-5-6

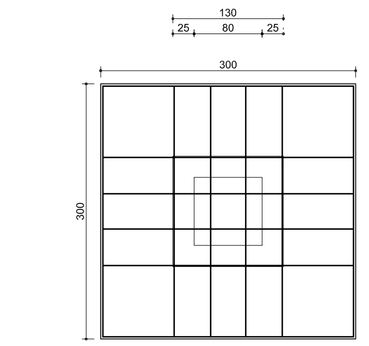

Armatura superiore

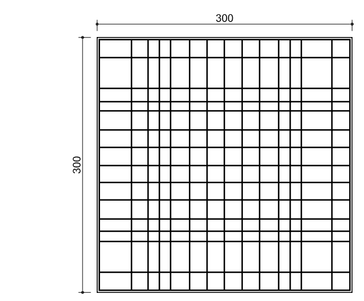

Armatura inferiore

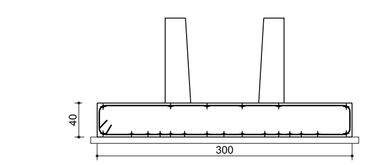

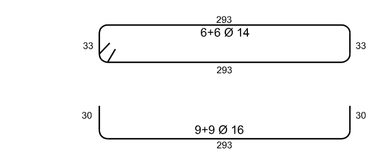

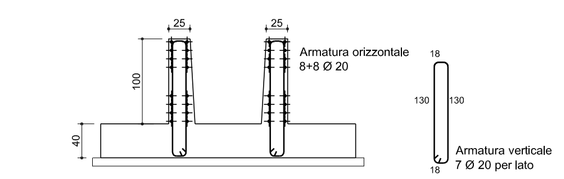

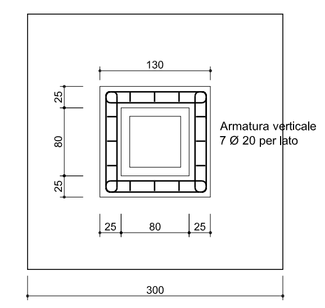

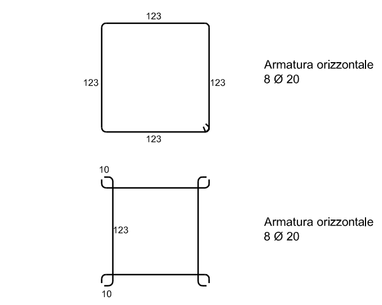

PLINTO P 1-7

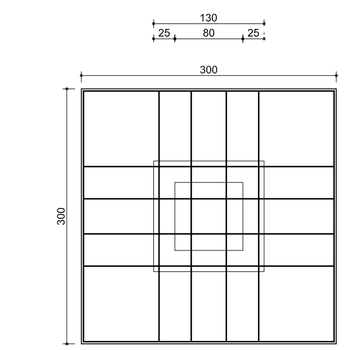

Armatura superiore

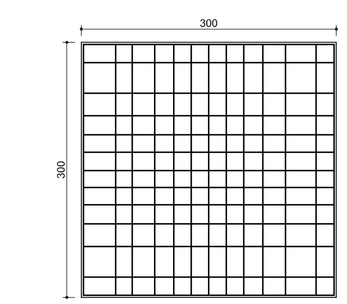

Armatura inferiore

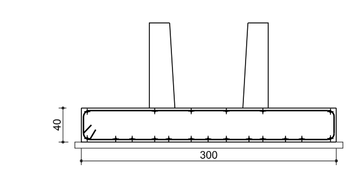



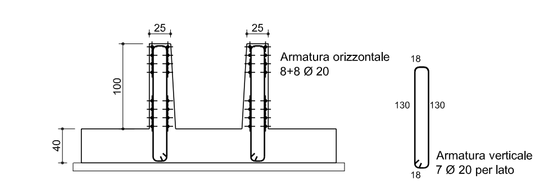

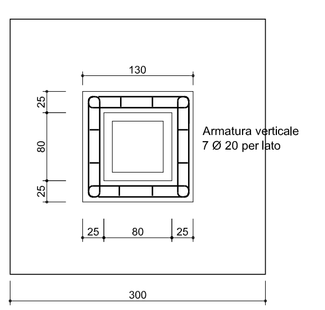

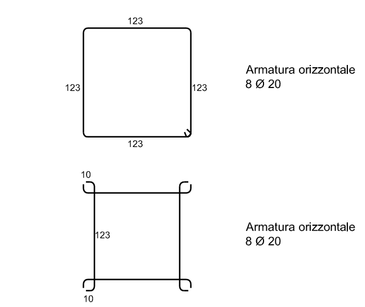

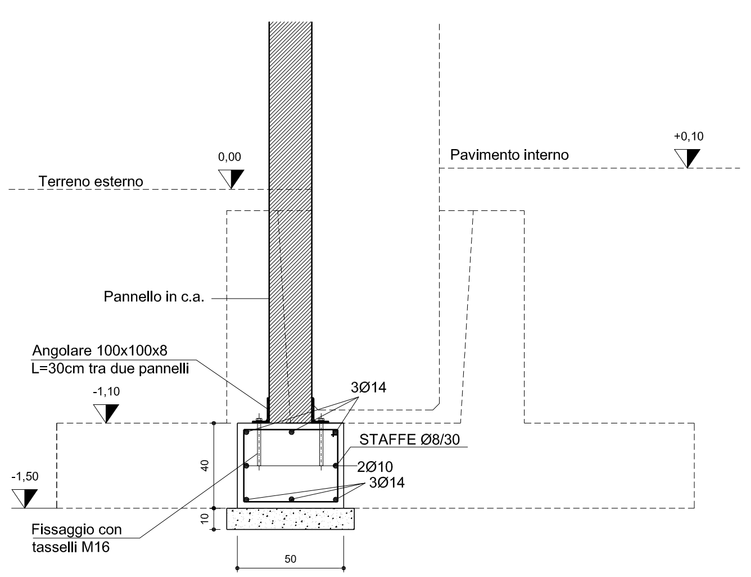

SEZIONE TIPO C-C
CORDOLO IN C.A.
scala 1:20

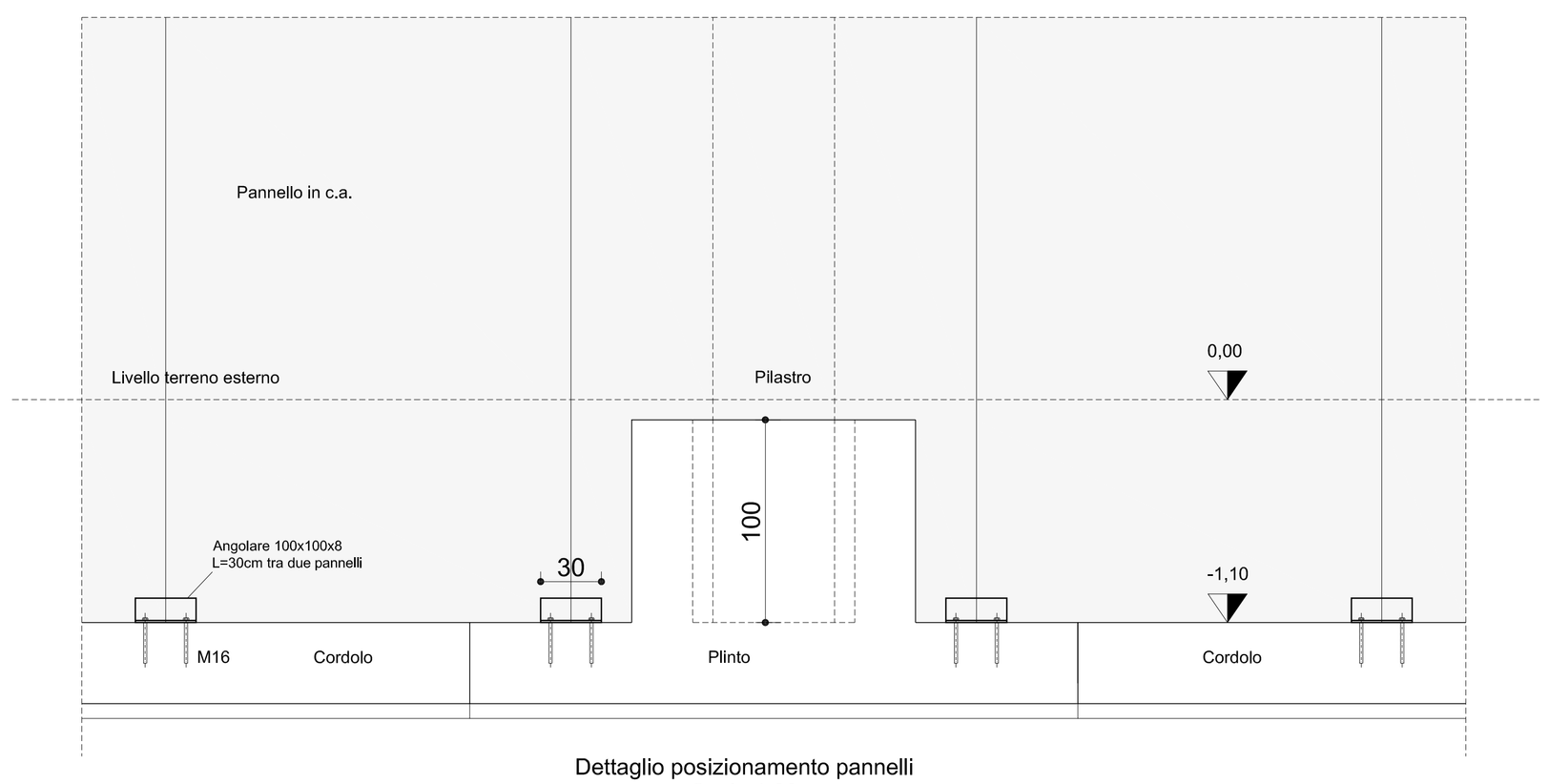

Dettaglio posizionamento pannelli
Scala 1:20